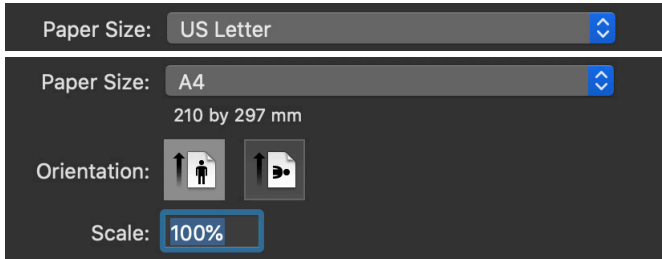


PROJECT PATTERN MACBOOK PRO 14 LEATHER SLEEVE



Printing Instruction

The pattern is designed to be printable. We took into consideration the standard printer margin for letter and A4 sized papers.

Select "US letter" or "A4" under paper size. Make sure portrait mode is selected.

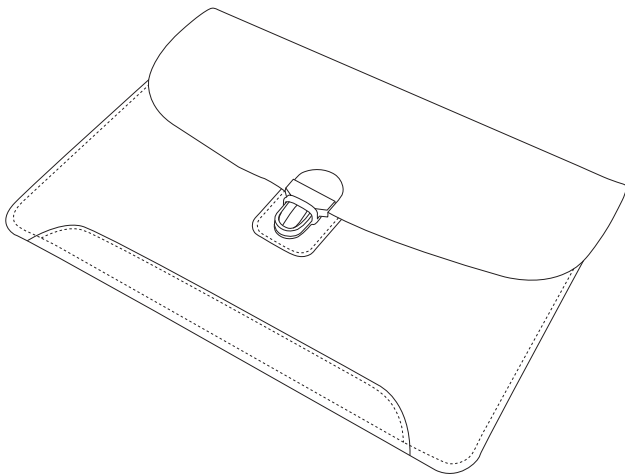
Be sure to click "scale: 100%" to ensure that the page is going to print to scale.

Recommended Leather Weight

1.6mm~2.0mm (4~5oz)

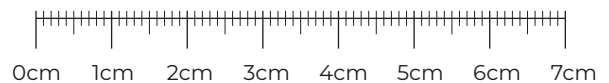
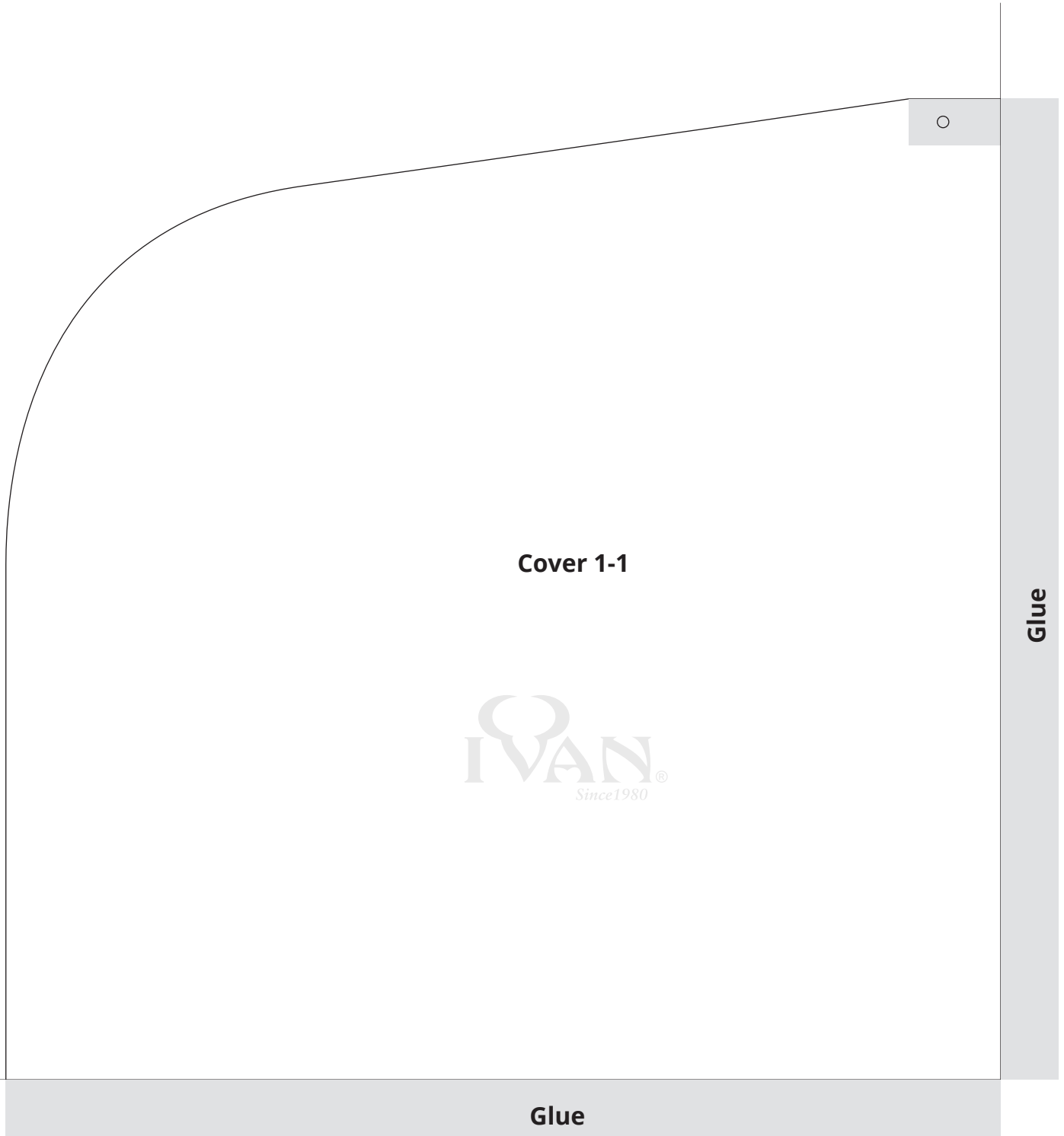
Instruction

1. Select your leather. We recommend 1.6mm~2.0mm (4~5oz) leather for this project.
2. Print out patterns on heavy card stock, trace pattern into leather.
3. Cut out leather pieces, punch holes and round off the edges.
4. Place Cover, Body, Base Strip on top of each other and mark Tab and Hardware Patch locations. Apply Fenice Edge color on panels before assembly.
5. Insert clasp into Hardware Patch and glue the assembly on the Body Panel. Punch holes and stitch together.
6. Attach Base Strip to Body Panel using leather adhesive. Punch holes and stitch together.
7. Apply small amount of leather glue on the left, right and bottom edge of the case and glue Cover and Body before punching holes and stitch the pieces together.
8. Apply Fenice Diamond Edge Base Coat, allow to dry before applying Edge Color.
9. Attach clasp and Tab on the Cover using screw driver.
10. Complete.



PRINTABLE TEMPLATE

Tools & material available on www.ivan.tw



Measure this ruler against you own to make sure the pattern is to scale.

Share your projects with us using the hastag #IVANVIDEOMONDAY & by tagging @ivanleathercraft on Instagram & Facebook

COPYRIGHT © 2021 IVAN LEATHERCRAFT CO., LTD. ALL RIGHTS RESERVED

PRINTABLE TEMPLATE

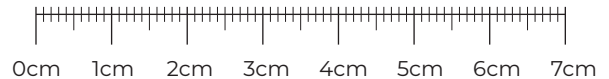
Tools & material available on www.ivan.tw

Cover 1-2



Glue

MACBOOK PRO 14 LEATHER SLEEVE




Measure this ruler against you own to make sure the pattern is to scale.

Share your projects with us using the hastag #IVANVIDEOMONDAY & by tagging @ivanleathercraft on Instagram & Facebook

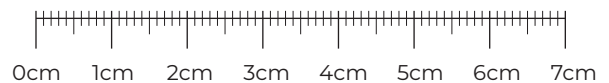
COPYRIGHT © 2021 IVAN LEATHERCRAFT CO., LTD. ALL RIGHTS RESERVED

PRINTABLE TEMPLATE



Tools & material available on www.ivan.tw

MACBOOK PRO 14 LEATHER SLEEVE



Measure this ruler against your own to make sure the pattern is to scale.

Share your projects with us using the hashtag #IVANVIDEOMONDAY & by tagging @ivanleathercraft on Instagram & Facebook

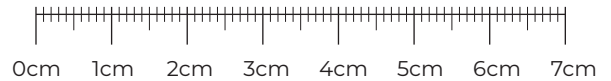
COPYRIGHT © 2021 IVAN LEATHERCRAFT CO., LTD. ALL RIGHTS RESERVED

PRINTABLE TEMPLATE

Tools & material available on www.ivan.tw

MACBOOK PRO 14 LEATHER SLEEVE

Cover 1-4




Measure this ruler against you own to make sure the pattern is to scale.

Share your projects with us using the hastag #IVANVIDEOMONDAY & by tagging @ivanleathercraft on Instagram & Facebook

COPYRIGHT © 2021 IVAN LEATHERCRAFT CO., LTD. ALL RIGHTS RESERVED

PRINTABLE TEMPLATE

Tools & material available on www.ivan.tw

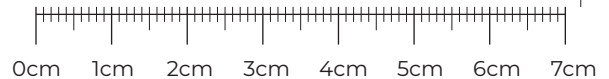


Body 1-1



Glue

MACBOOK PRO 14 LEATHER SLEEVE



Measure this ruler against you own to make sure the pattern is to scale.

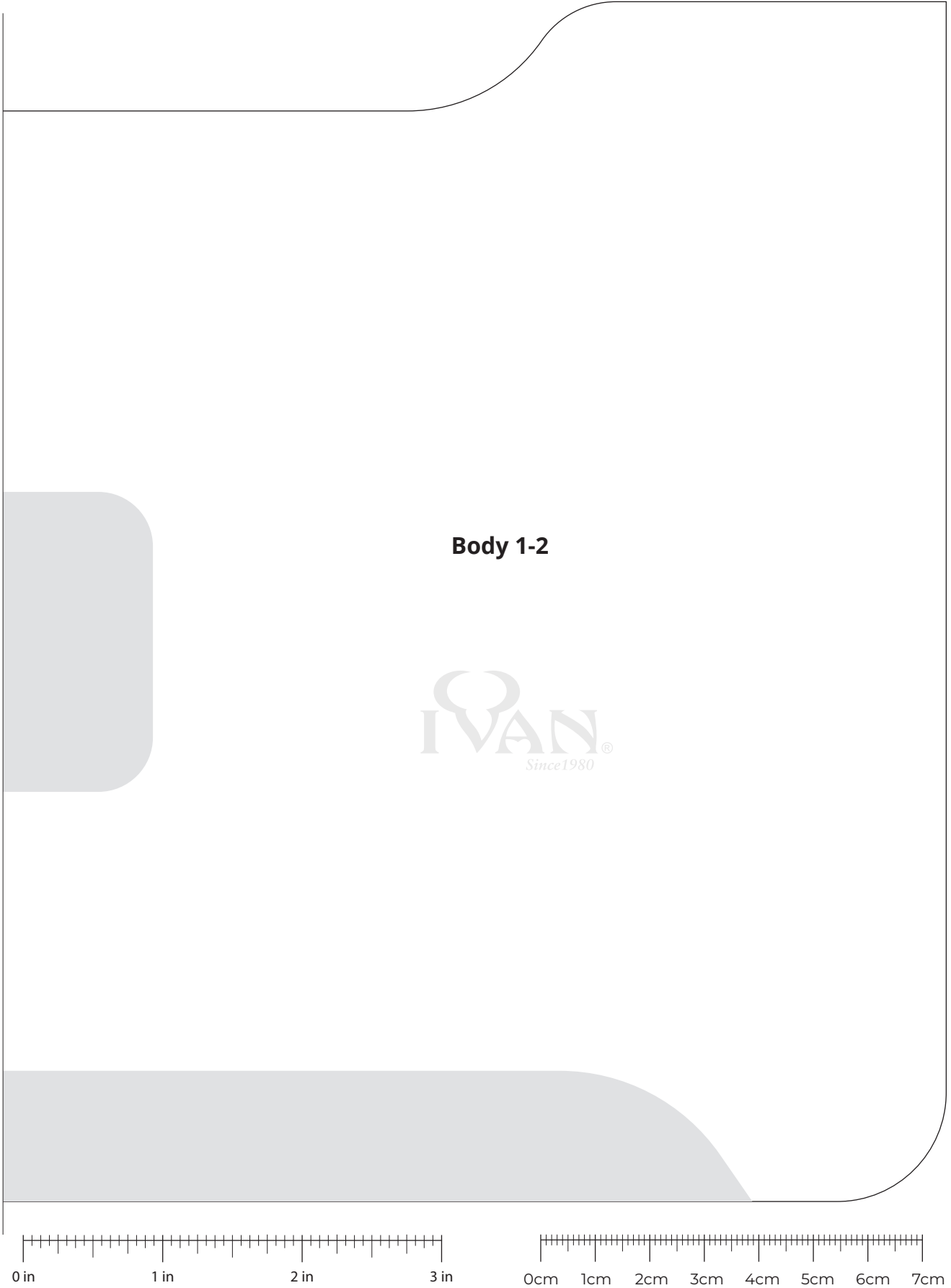
Share your projects with us using the hastag #IVANVIDEOMONDAY & by tagging @ivanleathercraft on Instagram & Facebook

COPYRIGHT © 2021 IVAN LEATHERCRAFT CO., LTD. ALL RIGHTS RESERVED

PRINTABLE TEMPLATE

Tools & material available on www.ivan.tw

MACBOOK PRO 14 LEATHER SLEEVE



Body 1-2

IVAN[®]
Since 1980

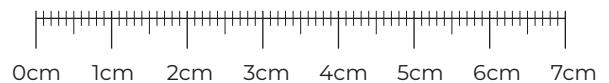
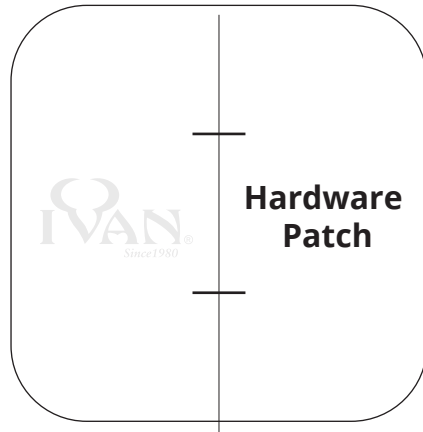
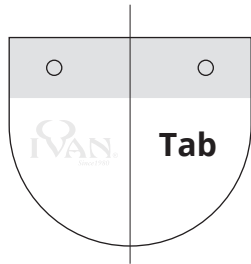


Measure this ruler against you own to make sure the pattern is to scale.

Share your projects with us using the hastag #IVANVIDEOMONDAY & by tagging @ivanleathercraft on Instagram & Facebook

COPYRIGHT © 2021 IVAN LEATHERCRAFT CO., LTD. ALL RIGHTS RESERVED

PRINTABLE TEMPLATE



Measure this ruler against your own to make sure the pattern is to scale.

Share your projects with us using the hashtag #IVANVIDEOMONDAY & by tagging @ivanleathercraft on Instagram & Facebook

COPYRIGHT © 2021 IVAN LEATHERCRAFT CO., LTD. ALL RIGHTS RESERVED