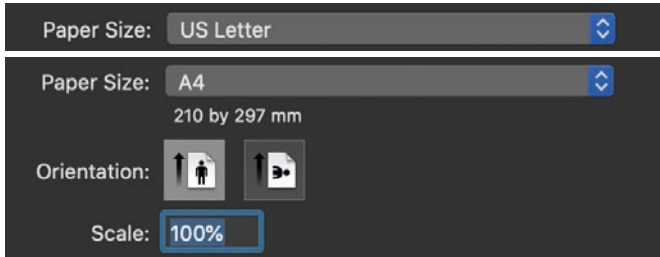


PROJECT PATTERN ZIPPER DOPP BAG



Printing Instruction

The pattern is designed to be printable. We took into consideration the standard printer margin for letter & A4 sized papers.

Select "US letter" or "A4" under paper size. Make sure portrait mode is selected.

Be sure to click "scale: 100%" to ensure that the page is going to print to scale.

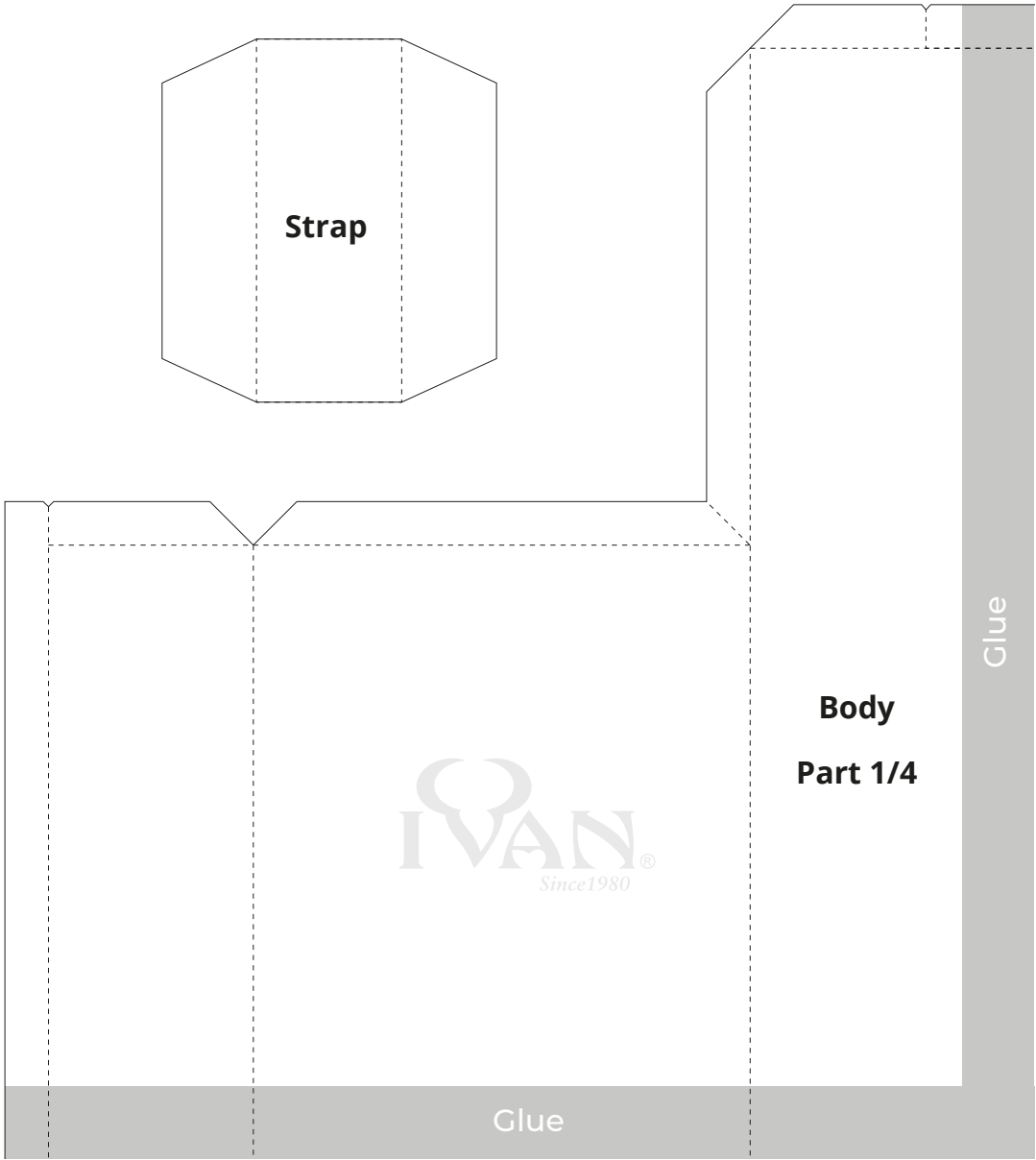
Instruction

1. Print out patterns on heavy card stock.
2. Rough cut body & strap panels into leather. Glue leather & lining together & cut out the pattern.
3. Mark zipper location using scratch awl.
4. Along the zipper edge, trim & remove the lining, then fold the outer leather inwards. Repeat the same step for the other side.
5. Mark stitching guideline & punch holes.
6. Measure & trim zipper to desired length.
7. Use zipper teeth nipper to cut & pull each tooth. Remove approximately 1.5cm (1/2") above the mark.
8. Use leather adhesive tape to glue zipper to body panel. Separate zipper tape carefully & stitch the ends separately.
9. Add bottom stop & top stop using jewelry pliers.
10. Cut out strap panels. Apply glue, fold & overlap the ends, then punch holes & stitch together. Repeat this step to complete both straps.
11. Fold the straps in half & attached to either side of the center tabs, then punch holes.
12. Stitch the bottom & zipper seam together.
13. Close the zipper & punch holes on the side seams, then stitch together.
14. Repeat the same steps to complete the other side.
15. Fold the bag inside out.
16. Complete.

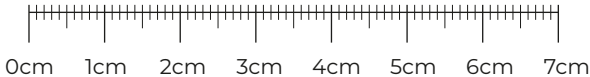


PRINTABLE TEMPLATE

Tools & material available on www.ivan.tw



ZIPPER DOPP BAG



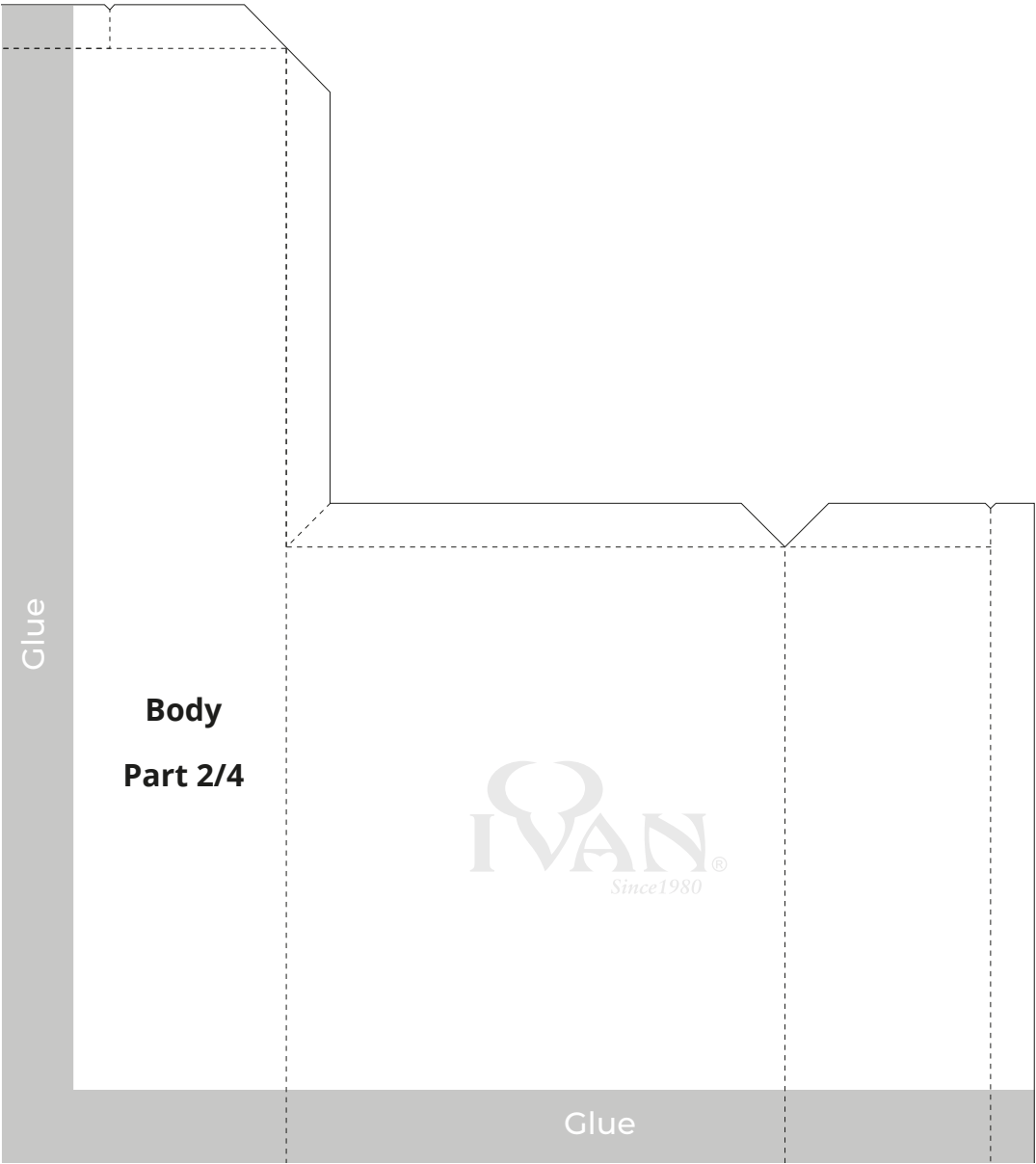
Measure this ruler against you own to make sure the pattern is to scale.

Share your projects with us using the hastag #IVANVIDEOMONDAY & by tagging @ivanleathercraft on Instagram & Facebook

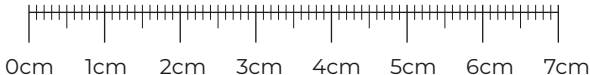
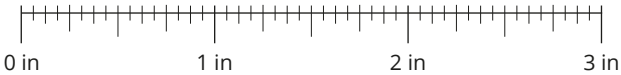
COPYRIGHT © 2021 IVAN LEATHERCRAFT CO., LTD. ALL RIGHTS RESERVED

PRINTABLE TEMPLATE

Tools & material available on www.ivan.tw



ZIPPER DOPP BAG

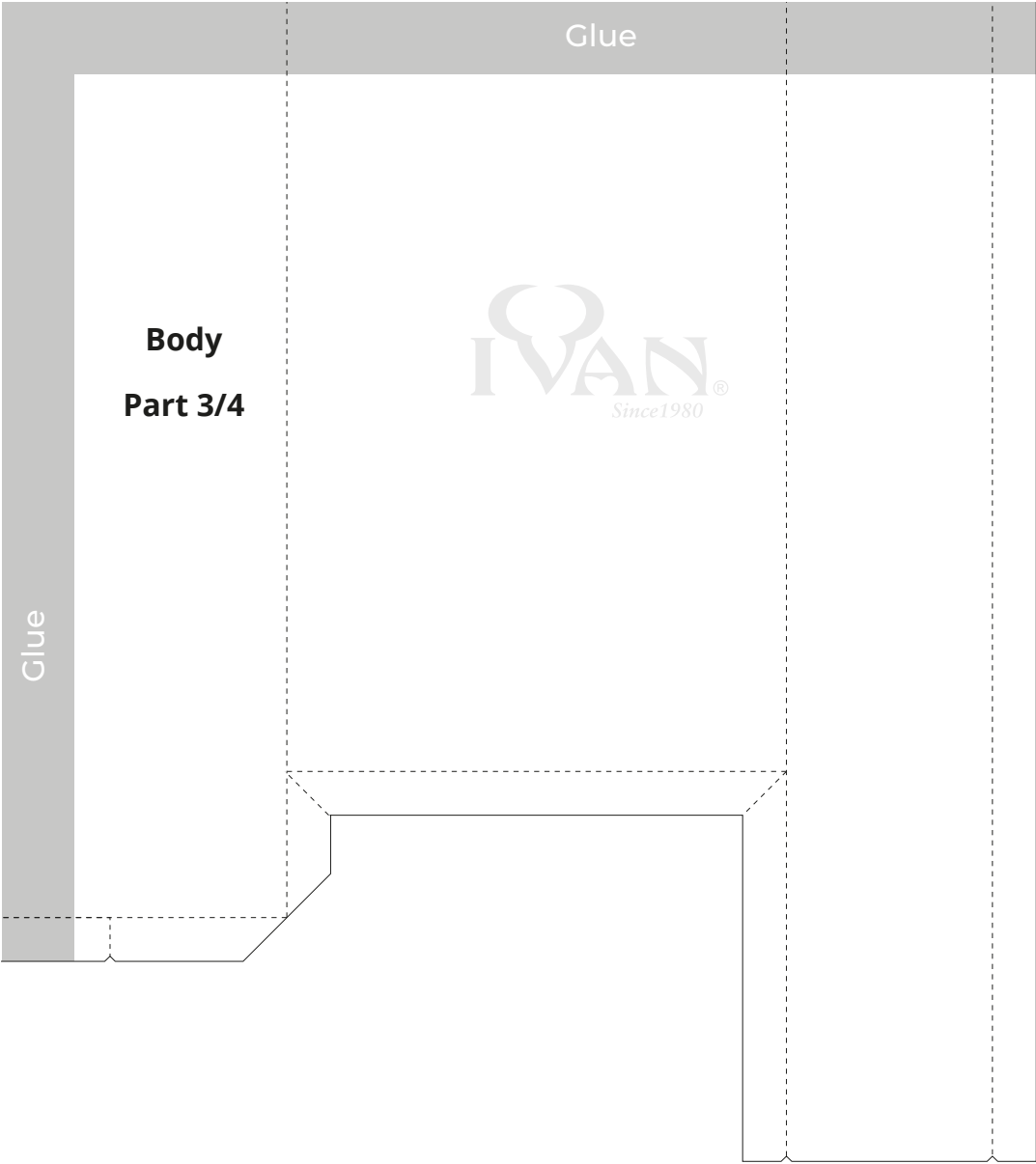


Measure this ruler against you own to make sure the pattern is to scale.

Share your projects with us using the hastag #IVANVIDEOMONDAY & by tagging @ivanleathercraft on Instagram & Facebook

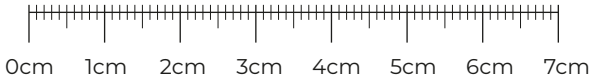
COPYRIGHT © 2021 IVAN LEATHERCRAFT CO., LTD. ALL RIGHTS RESERVED

PRINTABLE TEMPLATE



Tools & material available on www.ivan.tw

ZIPPER DOPP BAG

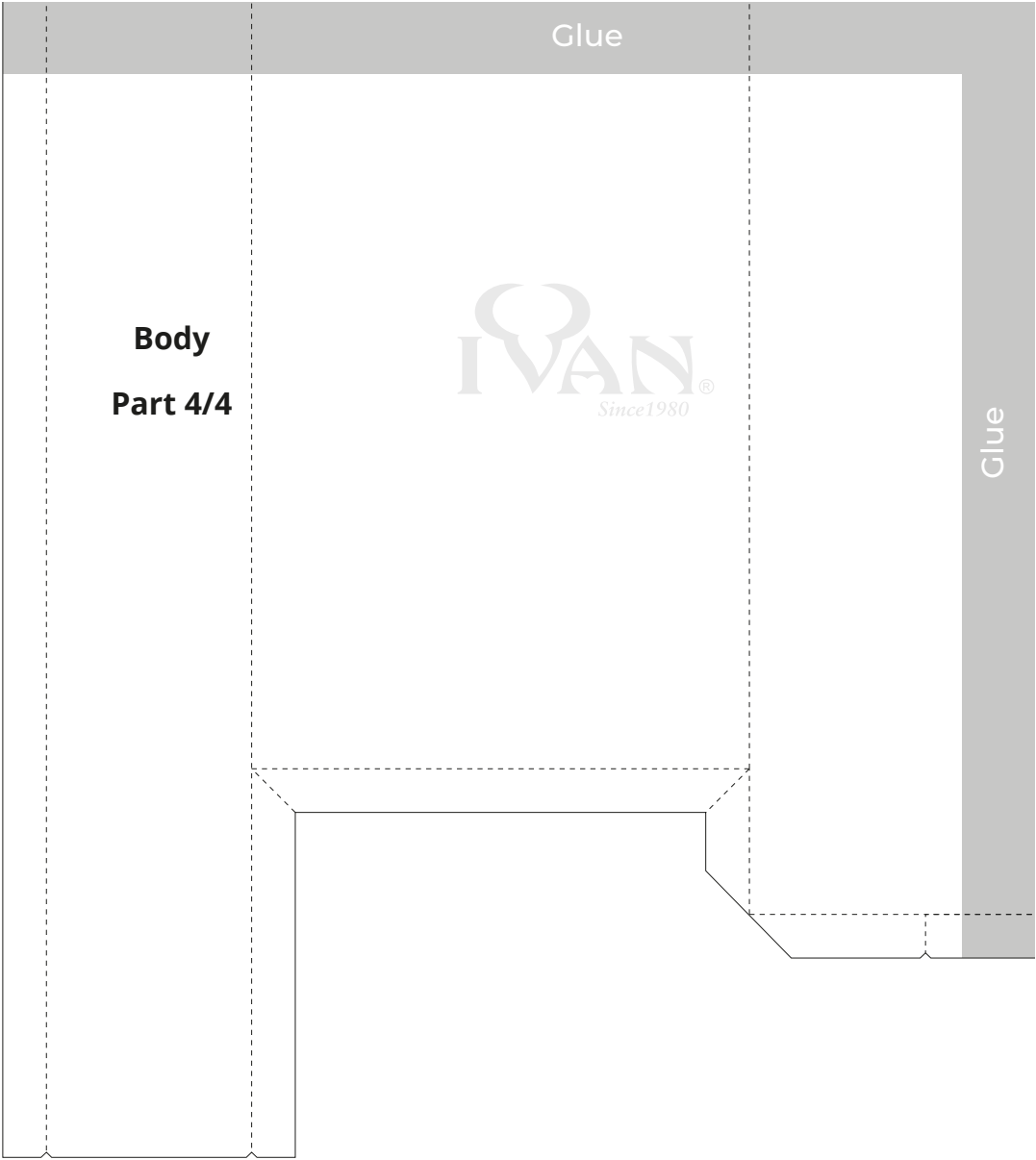


Measure this ruler against you own to make sure the pattern is to scale.

Share your projects with us using the hastag #IVANVIDEOMONDAY & by tagging @ivanleathercraft on Instagram & Facebook


COPYRIGHT © 2021 IVAN LEATHERCRAFT CO., LTD. ALL RIGHTS RESERVED

PRINTABLE TEMPLATE



Tools & material available on www.ivan.tw

ZIPPER DOPP BAG



Measure this ruler against you own to make sure the pattern is to scale.

Share your projects with us using the hastag #IVANVIDEOMONDAY & by tagging @ivanleathercraft on Instagram & Facebook

COPYRIGHT © 2021 IVAN LEATHERCRAFT CO., LTD. ALL RIGHTS RESERVED