



PROJECT PATTERN HER LEATHER CUFF

Paper Size: US Letter

Paper Size: A4
210 by 297 mm

Orientation:  

Scale: 100%

Printing Instruction

The pattern is designed to be printable. We took into consideration the standard printer margin for letter & A4 sized papers.

Select "US letter" or "A4" under paper size. Make sure portrait mode is selected.

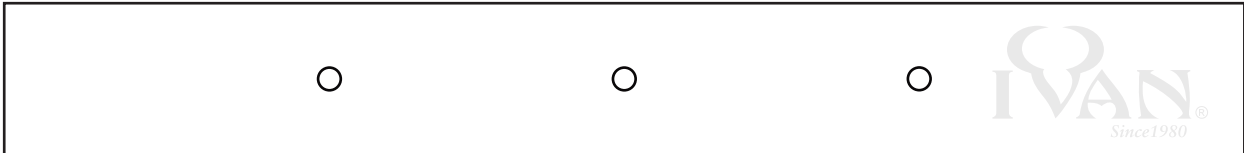
Be sure to click "scale: 100%" to ensure that the page is going to print to scale.



Instruction

1. Trace the pattern over high gloss croc leather and bonded leather and rough cut.
2. Glue both leather and bonded leather together and allow to dry.
3. Cut to final size specification and punch out the holes with a rotary punch.
4. Install bezel conchos and rivets with setter and pound board
5. Use water based adhesive to glue stainless steel bracelet and prepared leather piece.
6. Allow to dry completely before wearing.

PRINTABLE TEMPLATE



Tools & material available on www.ivan.tw

HERS LEATHER CUFF

Share your projects with us using the hastag #IVANVIDEOMONDAY & by tagging @ivanleathercraft on Instagram & Facebook

COPYRIGHT © 2023 IVAN LEATHERCRAFT CO., LTD. ALL RIGHTS RESERVED