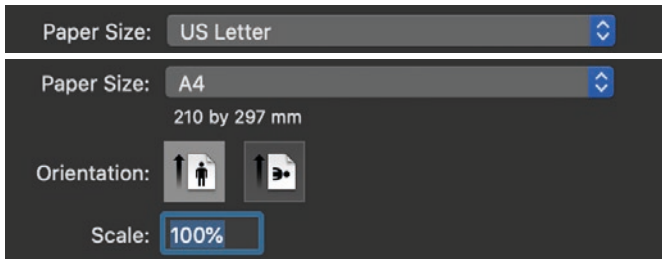


# PROJECT PATTERN GENTLEMAN'S COIN POUCH



## Printing Instruction

The pattern is designed to be printable. We took into consideration the standard printer margin for letter & A4 sized papers.

Select "US letter" or "A4" under paper size. Make sure portrait mode is selected.

Be sure to click "scale: 100%" to ensure that the page is going to print to scale.

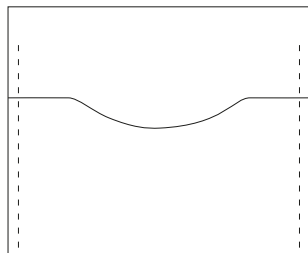
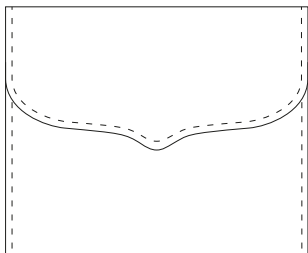


## Recommended Leather Weight

1.2mm~1.6mm (3~4oz)

## Instruction

1. Print out the pattern on heavy card stock & cut out the pieces.
2. Trace the pattern into leather and cut out leather panels.
3. Burnish the flesh (rough) side with gum tragacanth.
4. Draw 3mm wide stitch guideline on the edges.
5. In the flap area of the back panel, mark 10mm wide center line for round punches.
6. Start from the center, use multi round punch to punch out perforated pattern on either side.
7. Punch out snap holes on flap lining and front panel.
8. Punch stitch holes on the lining and set the female snap. Then set the male snap on the front panel.
9. Place lining on top of back panel and mark the ends of the stitch line, then punch stitch holes.
10. Glue lining and back panel together.
11. Punch stitch holes on the gusset and front panel. Be sure the stitch holes match.
12. Measure seam 5 times using thread and cut off excess.
13. Stitch the gusset and front panel together. Repeat this step on the other side.
14. Punch stitch holes on the back panel. Be sure the holes match the gussets.
15. Apply small amount of glue along the stitch holes and glue the panels together.
16. Mark the front panel location on the back panel. Rough up the overlap area and glue the panels together.
17. Stitch all panels together.
18. Polish the edges with gum tragacanth and burnisher.
19. Complete.



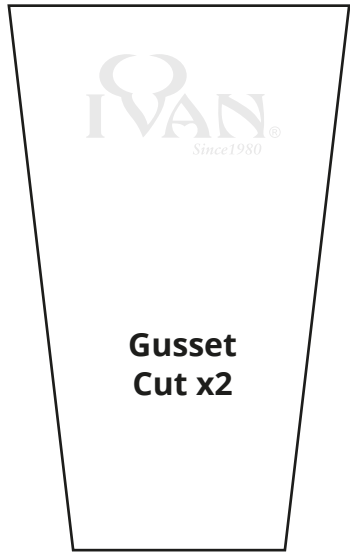
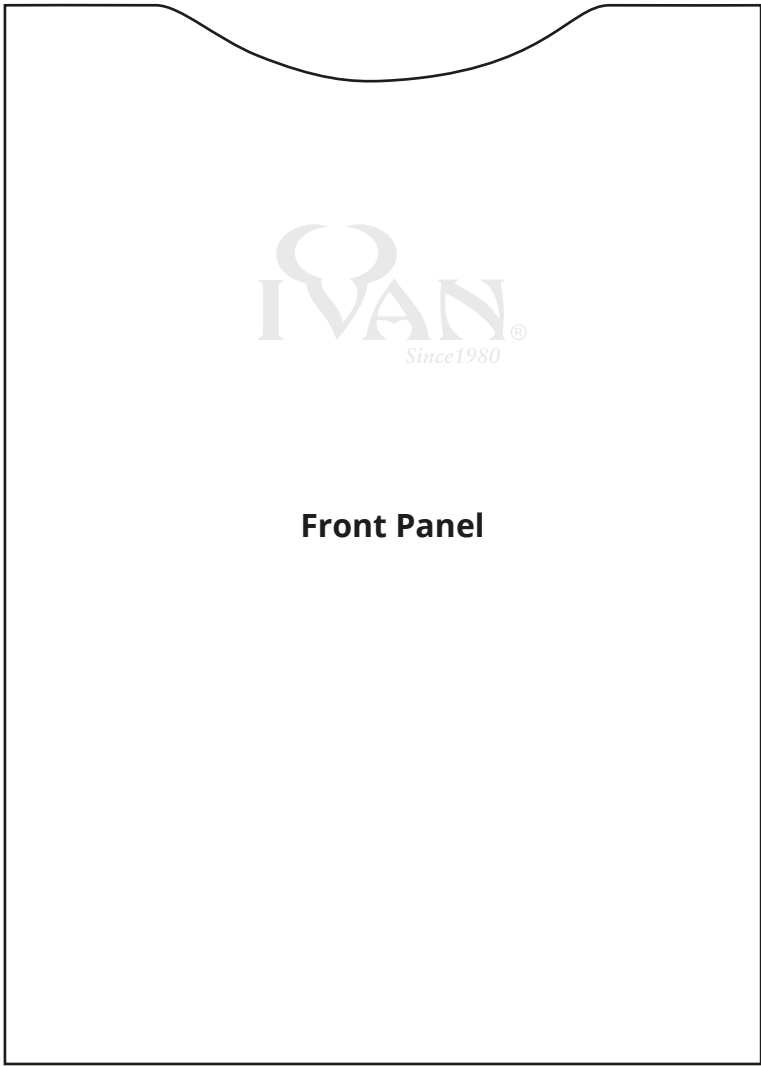
/ivan.leathercraft



@ivanleathercraft

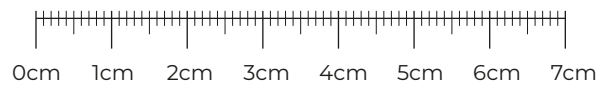
Share your projects with us using the hashtag #IVANVIDEOMONDAY & by tagging @ivanleathercraft on Instagram & Facebook

# PRINTABLE TEMPLATE



Tools & material available on [www.ivan.tw](http://www.ivan.tw)

GENTLEMAN'S COIN POUCH



Measure this ruler against your own to make sure the pattern is to scale.



[/ivan.leathercraft](https://www.facebook.com/ivan.leathercraft)


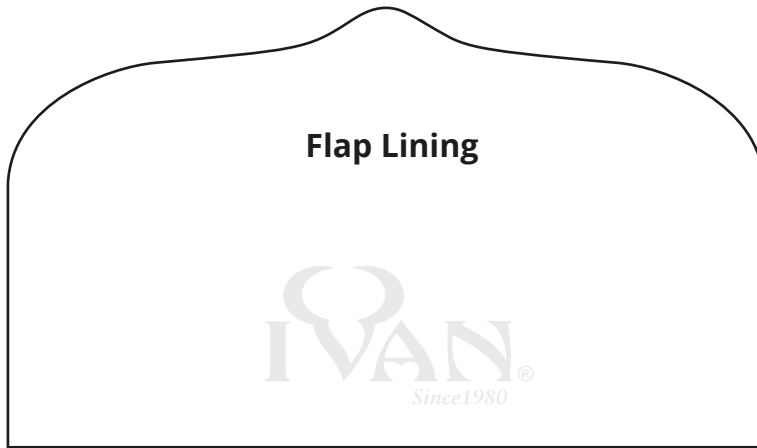


[@ivanleathercraft](https://www.instagram.com/ivanleathercraft)

Share your projects with us using the hashtag #IVANVIDEOMONDAY & by tagging @ivanleathercraft on Instagram & Facebook

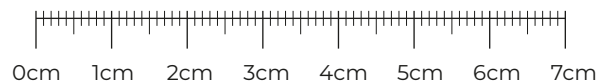
COPYRIGHT © 2021 IVAN LEATHERCRAFT CO., LTD. ALL RIGHTS RESERVED

# PRINTABLE TEMPLATE



Tools & material available on [www.ivan.tw](http://www.ivan.tw)

GENTLEMAN'S COIN POUCH



Measure this ruler against your own to make sure the pattern is to scale.



[/ivan.leathercraft](https://www.facebook.com/ivan.leathercraft)



[@ivanleathercraft](https://www.instagram.com/ivanleathercraft)

Share your projects with us using the hashtag #IVANVIDEOMONDAY & by tagging @ivanleathercraft on Instagram & Facebook

COPYRIGHT © 2021 IVAN LEATHERCRAFT CO., LTD. ALL RIGHTS RESERVED